









Theme	Review Questions	Impact	Description of Impact	Actions to mitigate negative aspects and enhance positive impacts
	ENERGY – consider whether the strategy/decision leads to: <ul style="list-style-type: none"> an increase, or decrease, in the amount of electricity used an increase, or decrease, in the amount of heating/hot water required an increase, or decrease, in carbon emissions from building energy use 	Choose an item.	<u>Example:</u> Introduction of new building/equipment will increase energy use and will lead to extra waste from its processing.	<u>Example:</u> Equipment is most energy efficient available. Process in place to ensure equipment is turned off when not in use. Staff trained on minimising energy use at induction.
	WATER – consider whether the strategy/decision leads to: <ul style="list-style-type: none"> an increase/decrease in the amount of water used an increase/decrease in substances to be disposed of to foul sewer 	Choose an item.	<u>Example:</u> Introduction of new building/equipment will reduce the amount of water required.	<u>Example:</u> In addition to water savings, the equipment will be turned off when not in use and staff are trained on this at induction.
	WASTE – consider whether the strategy/decision leads to: <ul style="list-style-type: none"> an increase or decrease in the amount of waste generated a variation in the type of waste to be disposed of, affecting segregation i.e. more/less hazardous 	Choose an item.	<u>Example:</u> Project will involve opening a new community venue, generating additional commercial waste.	<u>Example:</u> Provision for recycling. Circular economy in place where possible.
	CAPITAL PROJECTS – building or refurbishment work should consider: <ul style="list-style-type: none"> energy use, including natural light, ventilation and renewable energy water use, including conservation measures use of space as a community resource/social enterprise enhancing green spaces & biodiversity 	Choose an item.	<u>Example:</u> Project will involve new building extension, providing office accommodation and associated facilities.	<u>Example:</u> Sustainability Team involved at feasibility stage to ensure exemplar sustainable healthcare building design as standard. BREEAM ‘Outstanding’ as the aim (minimum of ‘Excellent’).
	JOURNEYS - consider whether the strategy/decision leads to an increase/decrease in: <ul style="list-style-type: none"> ‘care miles’ i.e. care closer to home access to services for vulnerable or disadvantaged groups sustainable travel options, i.e. walking, cycling, public transport, electric car 	Choose an item.	<u>Example:</u> Services will be delivered closer to home. Staff travel will be minimised by effective planning of appointments.	<u>Example:</u> Resident letters will encourage use of public transport.
	PROCUREMENT - all procurement related to the project should consider: <ul style="list-style-type: none"> whole life costs, i.e. procurement vs. revenue costs (£ and carbon) supporting local businesses, small businesses and social organisations promotion of ethical procurement and labour standards food/catering from local, seasonal and sustainable suppliers social value, i.e. producing a local benefit through employment/training wider health impacts, such as employment, air pollution, modern slavery 	Choose an item.	<u>Example:</u> A component of the delivery of this strategy/decision will be contracted and local community groups could deliver these services. This project will include procurement of low value goods which might be manufactured in areas known for labour standards issues.	<u>Example:</u> Community groups will be invited in to find out more about the project, prior to tendering. Bidding companies will be asked to provide their Modern Slavery Statement and to disclose how they ensure labour standards with foreign manufacturers.
	MODELS OF CARE - consider the impact the strategy/decision may have on: <ul style="list-style-type: none"> reducing inequalities in health promoting prevention, healthy behaviours, mental wellbeing, living independently and self-management reducing avoidable hospital admissions or admissions to residential care delivering integrated care, streamlining care pathways 	Choose an item.	<u>Example:</u> This strategy/decision will be a partnership approach which will provide holistic early intervention for residents. This strategy/decision will reduce readmissions and promote independent self-managed care.	<u>Example:</u> Priority will be given to the integration of services to improve health outcomes and reduce health inequalities.
	ADAPTATION - consider if the strategy/decision is impacted by climate change: <ul style="list-style-type: none"> hotter, drier summers; milder, wetter winters; increased extreme weather events, including flooding and heatwaves support for vulnerable groups, including the elderly, people with long-term health conditions and those with mental health illnesses 	Choose an item.	<u>Example:</u> The strategy/decision will provide support to elderly and vulnerable residents to reduce the impact of climate change.	<u>Example:</u> Guidance will be provided to residents to raise awareness of: the health impacts of heat (and how to minimise risk) and the health impacts of fuel poverty (and the support available for insulation & boiler upgrades).
	PEOPLE: Consider whether the strategy/decision can support: <ul style="list-style-type: none"> employment opportunities including disadvantaged groups, i.e. long-term unemployed, people with learning disabilities training of existing staff or apprenticeship opportunities health and wellbeing, flexible hours or childcare / carer support increasing community resilience & a reduction in social isolation reduction in health inequalities and access to services increasing participation of patients, the public and strategic partners 	Choose an item.	<u>Example:</u> This project will lead to the creation of two new roles. This project will provide a new model of care for particular group.	<u>Example:</u> HR will be contacted to see if an apprenticeship role can be considered and to identify support for disadvantaged groups to apply for roles. Consultation will take place with residents and related stakeholders. Consideration will be given to barriers of access faced by disadvantaged groups.